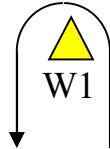


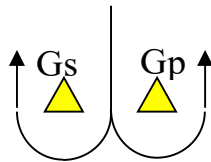
Attachment A - Course Chart



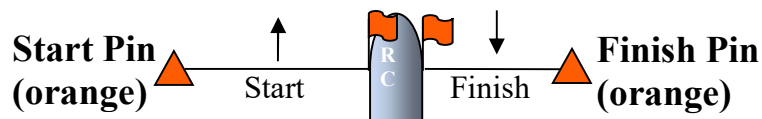
Mark W2, (orange) “W2”



Mark W1 (yellow) “W1”



Gate (yellow) “Gs / Gp”



Course

1	(2 legs)	Start – W1 – Finish
2	(2 legs)	Start – W2 – Finish
3	(4 legs)	Start – W1 – Gt – W1 – Finish
4	(4 legs)	Start – W2 – Gt – W2 – Finish
5	(4 legs)	Start – W2 – Gt – W1 – Finish
6	(6 legs)	Start – W1 – Gt – W1 – Gt – W1 – Finish
7	(6 legs)	Start – W2 – Gt – W2 – Gt – W2 – Finish

Marks W1 and W2 shall be rounded to port.

Mark Gs shall be rounded to starboard.

Mark Gp shall be rounded to port.